


FIRE RESCUE SERIES



EMERGENCY RESCUE,
EFFICIENT AND RELIABLE

CHARGING HYDRAULIC CUTTING MACHINE

EBS-16

TECHNICAL DATA			
Charger voltage:	100-240VAC		
Voltage/capacity:	18V/5.0Ah/9.0Ah optional		
Wattage:	1500W		
Net weight:	5.5kg		
Cutting speed:	4.0s		
Max rebar:	16 mm		
Min rebar:	4 mm		
Packing size:	580*440*160mm		
Machine size:	360*250*100mm		
Cutting times(Per saturation voltage):	80 times		
Charging time:	4 hours		
ACCESSORIES			
Battery:	2pcs	Charger:	1pc



EBS-20

TECHNICAL DATA			
Charger voltage:	100-240VAC		
Voltage/capacity:	18V/5.0Ah/9.0Ah optiona		
Wattage:	1500W		
Net weight:	7kg		
Cutting speed:	5.0s		
Max rebar:	20mm		
Min rebar:	4mm		
Packing size:	580*440*160mm		
Machine size:	378*300*118mm		
Cutting times(Per saturation voltage):	80times		
Charging time:	4 hours		
ACCESSORIES			
Battery:	2pcs	Charger:	1pc



EBS-25

TECHNICAL DATA			
Charger voltage:	100-240VAC		
Voltage/capacity:	18V/5.0Ah/9.0Ah optiona		
Wattage:	1500W		
Net weight:	10 kg		
Cutting speed:	5.0s		
Max rebar:	25mm		
Min rebar:	4 mm		
Packing size:	565*230*345mm		
Machine size:	490*145*250 mm		
Charging time:	4 hours		
ACCESSORIES			
Battery:	2pcs	Charger:	1pc



● **Product features**

The electric demolition tool set is an advanced tubeless and spark free electric hydraulic demolition tool. This tool set does not need to worry about the power source. It uses military high-quality high magnification batteries, which can operate in a - 20-60 ° environment. It is convenient to carry. It is especially suitable for field rescue, outdoor assault, hard demolition and other operations. It is suitable for military, police and fire fighting operations. It is a more advanced demolition equipment after the hydraulic demolition tool set.

SC357-E Electro-hydraulic shear expanding pliers

TECHNICAL DATA

Rated pressure:	720bar
Tractive force:	48KN
Towing distance:	340mm
Maximum cutting force:	380KN
Cutting range:	Φ32mm Round steel /16mm Steel Plate
Maximum expansion tension:	58.07K
Spreading distance:	360mm
Net weight/Gross weight:	20.64/34.4kg
Machine dimensions:	929x246x287mm
Outsourcing size:	1100x315x380mm

Accessories: 2 electric and 1 charging / tool kit, black aluminum alloy packaging box



SC310-E Electrohydraulic dilator

TECHNICAL DATA

Rated pressure:	720bar
Hydraulic oil volume:	150cm ³
Extrusion force:	144KN
Towing distance:	500mm
Maximum expansion tension:	73.24KN
Spreading distance:	737mm
Maximum traction:	56KN
Net weight/Gross weight:	26.03/40.8kg
Machine dimensions:	905x255x258mm
Outsourcing size:	1150x440x380mm

Accessories: 2 electric and 1 charging / tool kit, black aluminum alloy packaging box



S312-E Electro-hydraulic shear

TECHNICAL DATA

Rated pressure:	720bar
Maximum cutting force:	642KN
Cutting range:	Φ40mm Round steel /16mm Steel plate
Battery:	DC 28V 5.0Ah
Net weight/Gross weight:	20.69kg / 35.0kg
Opening distance:	163mm
Machine dimensions:	847X246X287mm
Outsourcing size:	1100x315x380mm

Accessories: 2 electric and 1 charging / tool kit, black aluminum alloy packaging box



SC257-E Electro-hydraulic shear expander

TECHNICAL DATA

Rated pressure:	720bar
Tractive force:	57KN
Towing distance:	228mm
Maximum cutting force:	387KN
Cutting range:	Φ32mm Round steel /16mm Steel plate
Maximum expansion tension:	58.07K
Spreading distance:	360mm
Battery:	DC 28V 5.0Ah
Net weight/Gross weight:	20.64/34.4kg
Machine dimensions:	1000x260x230mm
Outsourcing size:	1100x315x380mm



SP210-E Electrohydraulic dilator

TECHNICAL DATA

Rated pressure:	720bar
Tractive force:	41KN
Towing distance:	570mm
Maximum expansion tension:	73.24-308KN
Spreading distance:	737mm
Battery:	DC 28V 5.0Ah
Net weight/Gross weight:	26.03/40.8kg
Machine dimensions:	1040x350x260mm
Outsourcing size:	1150x440x380mm



R412-E Electrohydraulic jack

TECHNICAL DATA

Rated pressure:	720bar
Piston stroke:	350mm
Jacking force:	127.35KN
Support length range:	540-890mm
Battery:	DC 28V 5.0Ah
Net weight/Gross weight:	19.79kg / 32.5kg
Machine dimensions:	597X135X313mm
Outsourcing size:	665x425x250mm

Accessories: 2 electric and 1 charging / tool kit, black aluminum alloy packaging box



R320-E Electrohydraulic jack

TECHNICAL DATA

Rated pressure:	720bar
Jacking force:	127.35KN
Support length range:	540-890mm
Piston range:	350mm
Battery:	DC 28V 5.0Ah
Net weight/Gross weight:	19.79/32.5kg
Machine dimensions:	550x370x130mm
Outsourcing size:	665x425x250mm



SP301-E Electro-hydraulic seam opener

TECHNICAL DATA

Rated pressure:	720bar
Minimum wedge distance:	≥ 6mm
Maximum opening distance:	≤ 50mm
Battery:	DC 28V 5.0Ah
Net weight/Gross weight:	20.0kg / 34.5kg
Machine dimensions:	810X270X150mm
Outsourcing size:	1150x440x380mm



S250-E Electric hydraulic concrete crusher

TECHNICAL DATA

Rated pressure:	720bar
Towing distance:	310mm
Cutting range:	Φ28mmQ235Round steel
Spreading distance:	350mm
Expansion tension:	130KN
Battery:	DC 28V 5.0Ah
Net weight/Gross weight:	16.0/30.5kg
Machine dimensions:	1075x220x180mm
Outsourcing size:	1150x440x380mm



S225-E Electric hydraulic concrete crusher

TECHNICAL DATA

Rated pressure:	720bar
Breakage force:	70KN
Opening distance of lock breaking:	300mm
Cutting opening distance:	100mm
Cutting range:	Φ30mmQ235Round steel
Battery:	DC 28V 5.0Ah
Net weight/Gross weight:	20.0/34.5kg
Machine dimensions:	810x425x325mm
Outsourcing size:	1100x315x380mm



S325-E Electric hydraulic concrete crusher

TECHNICAL DATA

Rated pressure:	720bar
Breakage force:	80KN
Opening distance of lock breaking:	320mm
Cutting opening distance:	110mm
Cutting range:	Φ30mmQ235Round steel
Battery:	DC 28V 5.0Ah
Net weight/Gross weight:	23.0/37.5kg
Machine dimensions:	810x425x325mm
Outsourcing size:	1100x315x380mm



DAC2500T1 Portable mobile power supply

TECHNICAL DATA

Rated power:	6000W
Battery capacity:	2160WH
Charging duration:	3-5h
Working hours:	7-8h
Continuous output power:	≤2200W
Battery cycle life:	2500+ second
Full power operating voltage:	26.5-27V
Battery category:	Automotive power lithium iron phosphate explosion-proof cell
Remarks:	Power, endurance, solar charging, AC/DC output interface configuration can be customized according to the demand



Smart display
multiple ports available

S257E Electro-hydraulic shear expanding pliers



TECHNICAL DATA

Rated pressure:	720bar
Voltage:	220V/50Hz
Motor power:	1.8KW
Tractive force:	57KN
Towing distance:	228mm
Maximum shear:	387KN
Cutting range:	Φ32mm Round steel 16mm Steel plate
Maximum expansion:	58.07KN
Spreading distance:	360mm
Net weight:	20.64kg
Machine dimensions:	1000x260x230mm

S212C Electro-hydraulic shear



TECHNICAL DATA

Voltage:	220V/50Hz
Motor power:	1.8KW
Opening distance:	113mm
Cut off speed:	10-15s
Shear force:	≤323KN
Cutting range:	Φ28mmQ235 Round steel
Reversing mode:	Manual shuttle
Net weight:	21.0kg
Hydraulic oil:	10 # Aerospace hydraulic oil
Machine dimensions:	895x215x173mm

RC-32L Electro-hydraulic metal cutter

TECHNICAL DATA

Voltage:	220/230V
power:	1800W
Frequency:	50-60Hz
Cut off speed:	3-5s
Cut off range:	8-32mm
Net weight/Gross weight:	16.5/21.0kg
Outsourcing size:	620x370x200mm
Machine dimensions:	535x237x132mm



LIGHT HYDRAULIC DEMOLITION AND RESCUE TOOL SET

BE-SC-240S Light shear expanding pliers



TECHNICAL DATA

Rated pressure:	630bar
expansion tension:	18-33KN
Spreading distance:	255mm
shear force:	Φ24mm Round steel 8mm Steel plate
Net weight/Gross weight:	9.0/11.0kg
Machine dimensions:	660x160x140mm
Outsourcing size:	680x250x150mm
Features:	Shear expansion dual function, lighter weight and smaller volume, single person can easily reach the rescue site

BE-HE-500S Light dilator



TECHNICAL DATA

Rated pressure:	630bar
expansion tension:	35-50KN
Spreading distance:	515mm
Net weight/Gross weight:	11.0/13.5kg
Machine dimensions:	600x160x140mm
Outsourcing size:	600x200x190mm
Features:	The head is flat and can be embedded in a small gap, so a single person can easily reach the rescue site

BE-SC-110S Light shear



TECHNICAL DATA

Rated pressure:	630bar
Cutting range:	Φ24mm Round steel 8mm Steel plate
Maximum shear force:	420KN
Opening distance:	110mm
Net weight/Gross weight:	9.0/10.5kg
Machine dimensions:	600x160x140mm
Outsourcing size:	600x200x190mm
Features:	Ingenuously use the pull back function of the curved blade to overcome vehicles with various structures

BE-HR-100S Light jack



TECHNICAL DATA

Rated pressure:	630bar
Jacking force:	100KN
Piston stroke:	200mm
Support length range:	350-550mm
Net weight/Gross weight:	8.5/9.8kg
Machine dimensions:	480x100x290mm
Outsourcing size:	510x140x310mm
Features:	The anti-skid claw structure of piston rod head and ejector rod base makes the ejector rod safe and stable on inclined or smooth surface

BE-MP-63/0.5 Light motor pump

TECHNICAL DATA

Rated pressure:	630bar
Engine power:	1.3KW
Low/high voltage output:	2.45-0.3L/min
Operating speed:	4850±200rpm
Fuel tank capacity:	1.8L
Net weight/Gross weight:	≤14/15.0kg
Machine dimensions:	310x280x330mm
Outsourcing size:	360x300x390mm
Features:	Single interface design, can operate under pressure



SC257 Hydraulic shear expanding pliers

TECHNICAL DATA

Rated pressure:	630bar
Tractive force:	52KN
Towing distance:	228mm
Maximum shear force:	340KN
Cutting range:	Φ30mm Round steel 16mm iron plate
Maximum expansion tension:	33.88-43.86KN
Spreading distance:	≥370mm
Net weight/Gross weight:	15.6/22kg
Machine dimensions:	810x230x160mm
Outsourcing size:	1225x300x210mm
Enclosure:	Wooden case / oil pipe
Features:	Shear expansion dual function, used for fire rescue vehicles/scrap demolition



SP210 Hydraulic dilator

TECHNICAL DATA

Rated pressure:	630bar
Maximum Tractive force:	62KN
Maximum Towing distance:	465mm
Maximum expansion tension:	53.16-71.66KN
Maximum Spreading distance:	604mm
Net weight/Gross weight:	19.7/27.1kg
Machine dimensions:	710x230x160mm
Outsourcing size:	1225x300x210mm
Enclosure:	Wooden case / oil pipe
Features:	The head is of flat design, which can be embedded with a small gap star directional valve, simple and convenient



S211 Hydraulic shear

TECHNICAL DATA

Rated pressure:	630bar
Opening distance:	128mm
Maximum shear force:	420KN
Cutting range:	Φ32mmQ235 Round steel
Net weight/Gross weight:	14.42/20.8kg
Machine dimensions:	710x230x160mm
Outsourcing size:	1225x300x210mm
Enclosure:	Wooden case / oil pipe
Features:	Use the pull back function of arc cutter head to overcome vehicles with various structures



R410 Hydraulic jack

TECHNICAL DATA

Rated pressure:	630bar
Piston stroke:	400mm
Jacking force:	123.41KN
Support length range:	940mm
Net weight/Gross weight:	12.14/15.3kg
Machine dimensions:	550x110x200mm
Outsourcing size:	650x270x170mm
Enclosure:	Wooden case / oil pipe
Features:	The anti-skid claw structure of piston rod head and ejector rod base makes the ejector rod safe and stable on inclined or smooth surface



BE-BS63 Hydraulic hand pump

TECHNICAL DATA

Rated pressure:	630bar
Fuel tank capacity:	1.3L
Low pressure output pressure:	50-100bar
High pressure flow:	1.5ml/second
Low pressure flow:	12ml/second
Maximum handle force:	350N
Net weight/Gross weight:	7.0/14.5kg
Machine dimensions:	550x150x190mm
Outsourcing size:	355x290x390mm
Certificate:	CE RoHS
Enclosure:	Wooden case / oil pipe
Features:	Simple operation, easy and labor-saving, no power operation



BJQ-63/0.66A Hydraulic powered pump

TECHNICAL DATA

Rated pressure:	630barx2
Operating speed:	3200±200rpm
Fuel tank capacity:	3L
High/Low pressure flow:	2*0.5L/min;2*1.8L/min
Engine power:	2.2KW
Engine speed:	2600r/min
Net weight/Gross weight:	23.94/37.0kg
Machine dimensions:	460x330x430mm
Outsourcing size:	460x430x490mm
Enclosure:	Wooden case / oil pipe
Features:	The dual-output structure can be connected to two devices for use at the same time, and the four-stroke engine performance is more stable



SC357B Hydraulic shear expanding pliers

TECHNICAL DATA

Rated pressure:	700bar
Tractive force:	57KN
Towing distance:	228mm
Maximum shear force:	387KN
Cutting range:	Φ33mm Round steel 16mm iron plate
Maximum expansion tension:	43.59-47.08KN
Spreading distance:	375mm
Net weight/Gross weight:	15.28/23kg
Machine dimensions:	770x190x180mm
Outsourcing size:	1250x300x205mm
Enclosure:	Wooden case, instruction book, warranty card, certificate of conformity
Features:	It is portable and can be stably cut and expanded without reassembly, and can be dragged by using the drag chain



SP310B Hydraulic dilator

TECHNICAL DATA

Rated pressure:	700bar
Maximum Tractive force:	41KN
Maximum Towing distance:	573mm
Maximum expansion tension:	51.48-68.25KN
Maximum Spreading distance:	700mm
Net weight/Gross weight:	20.19/29.4kg
Machine dimensions:	800x340x220mm
Outsourcing size:	1175x385x230mm
Enclosure:	Wooden case, instruction book, warranty card, certificate of conformity
Features:	Expansion, tearing and pulling operations can be performed without replacing the expansion head, with unique human body mechanical design



S311B Hydraulic shear

TECHNICAL DATA

Rated pressure:	700bar
Maximum shear force:	642KN
Cutting range:	Φ33mmQ235 Round steel
Opening distance:	150mm
Net weight/Gross weight:	13.88/22.4kg
Machine dimensions:	770x190x180mm
Outsourcing size:	1150x300x205mm
Enclosure:	Wooden case, instruction book, warranty card, certificate of conformity
Features:	Designed with "streamline" technology, it is suitable for cutting vehicle parts, and its performance is far superior to that of previous products of the same model



R412B Hydraulic jack

TECHNICAL DATA


Rated pressure:	700bar
Jacking force:	142.38KN
Jacking stroke:	498mm
Support length range:	642-1140mm
Net weight/Gross weight:	13.69/19.2kg
Machine dimensions:	660x110x200mm
Outsourcing size:	745x275x170mm
Enclosure:	Wooden case, instruction book, warranty card, certificate of conformity
Features:	Belton's unique star-shaped manual valve can be operated conveniently and safely at any angle and position



BS-72 Hydraulic hand pump

TECHNICAL DATA

Rated pressure:	700bar
Fuel tank capacity:	1.3L
Low pressure output pressure:	50-100bar
High pressure flow:	1.5ml/次
Low pressure flow:	12ml/次
Maximum handle force:	350N
Net weight/Gross weight:	7.0/14.5kg
Machine dimensions:	550x150x190mm
Outsourcing size:	355x290x390mm
Certificate:	CE RoHS
Enclosure:	Wooden case, instruction book, warranty card, certificate of conformity
Features:	Simple operation, easy and labor-saving, no power operation



P630SGB Hydraulic powered pump

TECHNICAL DATA

Rated pressure:	700bar
Operating speed:	3400±150rpm
Fuel tank capacity:	3L
High/Low pressure flow:	2*0.7L/min;2*3.0L/min
Engine power:	2.2KW
Engine speed:	3600r/min
Net weight/Gross weight:	25.2/41.7kg
Machine dimensions:	310x280x330mm
Outsourcing size:	550x385x570mm
Enclosure:	Wooden case, instruction book, warranty card, certificate of conformity
Features:	Two tools can be connected for simultaneous use; With turbocharged double flow function



GYCQ-315 Concrete crusher



TECHNICAL DATA

Rated pressure:	630bar
Maximum Shear force:	80KN
Opening distance:	315mm
Cutting range:	Φ32mmQ235 Round steel
Net weight:	24.2kg
Machine dimensions:	795x420x325mm
Enclosure:	Hydraulic oil and oil pipe

GYJQ-250 Electro-hydraulic eagle nose scissors



TECHNICAL DATA

Rated pressure:	700bar
Maximum Shear :	Φ28mmQ235 Round steel
Opening distance:	305mm
Maximum expansion tension:	130KN
Net weight:	15kg
Machine dimensions:	1075x220x180mm
Enclosure:	Hydraulic oil and oil pipe

HEAVY HYDRAULIC DEMOLITION AND RESCUE TOOL SET

SC557B Hydraulic shear expanding pliers

TECHNICAL DATA

Rated pressure:	700bar
Tractive force:	67KN
Towing distance:	281mm
Maximum shear force:	810KN
Cutting range:	Φ40mm Round steel
Maximum expansion tension:	40.52-52.41KN
Spreading distance:	410mm
Net weight/Gross weight:	20.43/25.5kg
Machine dimensions:	850x295x160mm
Outsourcing size:	1240x300x210mm
Enclosure:	Wooden case, instruction book, warranty card, certificate of conformity
Features:	It is portable and can be stably cut and expanded without reassembly, and can be dragged by using the drag chain



SP510B Hydraulic dilator

TECHNICAL DATA

Rated pressure:	700bar
Maximum Tractive force:	44.57-57.65KN
Maximum Towing distance:	665mm
Maximum expansion tension:	230KN
Maximum Spreading distance:	820mm
Net weight/Gross weight:	21.11/28.5kg
Machine dimensions:	840x340x220mm
Outsourcing size:	1175x385x230mm
Enclosure:	Wooden case, instruction book, warranty card, certificate of conformity
Features:	Expansion, tearing and pulling operations can be performed without replacing the expansion head, with unique human body mechanical design



S511B Hydraulic shear

TECHNICAL DATA

Rated pressure:	700bar
Maximum shear force:	1194KN
Cutting range:	Φ40mmQ235 Round steel
Opening distance:	165mm
Net weight/Gross weight:	18.88/25.5kg
Machine dimensions:	750x230x160mm
Outsourcing size:	1145x300x210mm
Enclosure:	Wooden case, instruction book, warranty card, certificate of conformity
Features:	Designed with "streamline" technology, it is suitable for cutting vehicle parts, and its performance is far superior to that of previous products of the same model



R422B Hydraulic jack

TECHNICAL DATA

Rated pressure:	700bar
Piston stroke:	710mm
1st stage stroke/jacking force:	268.55KN/370mm
2st stage stroke/jacking force:	136.97KN/340mm
Support length range:	1257mm
Net weight/Gross weight:	18.8/22.5kg
Machine dimensions:	560x120x200mm
Outsourcing size:	655x275x180mm
Enclosure:	Wooden case, instruction book, warranty card, certificate of conformity
Features:	Belton's unique star-shaped manual valve can be operated conveniently and safely at any angle and position



BS-72 Hydraulic hand pump

TECHNICAL DATA

Rated pressure:	700bar
Fuel tank capacity:	1.3L
Low pressure output pressure:	50-100bar
High pressure flow:	1.5ml/second
Low pressure flow:	12ml/second
Maximum handle force:	350N
Net weight/Gross weight:	7.0/14.5kg
Machine dimensions:	550x150x190mm
Outsourcing size:	355x290x390mm
Certificate:	CE RoHS
Enclosure:	Wooden case, instruction book, warranty card, certificate of conformity
Features:	Simple operation, easy and labor-saving, no power operation



P630SGB Hydraulic powered pump

TECHNICAL DATA

Rated pressure:	700bar
Operating speed:	3400±150rpm
Fuel tank capacity:	3L
High/Low pressure flow:	2*0.7L/min; 2*3.0L/min
Engine power:	2.2KW
Engine speed:	3600r/min
Net weight/Gross weight:	25.2/41.7kg
Machine dimensions:	310x280x330mm
Outsourcing size:	550x385x570mm
Enclosure:	Wooden case, instruction book, warranty card, certificate of conformity
Features:	Two tools can be connected for simultaneous use; With turbocharged double flow function



UPGRADED AMPHIBIOUS KIT

BJQ-700 Amphibious electric hydraulic pump

TECHNICAL DATA

Rated working pressure:	≥700Mpa
Lithium battery flow:	≥5Ah
High pressure flow:	≥0.45L/min
Low pressure flow:	≥2.4L/min
weight:	≤25.0kg
Features:	With power display/water seepage warning function, single interface design can be plugged under pressure.



SC357B Hydraulic shear expanding pliers

TECHNICAL DATA

Rated pressure:	700bar
Tractive force:	57KN
Towing distance:	228mm
Maximum shear force:	387KN
Cutting range:	Φ33mm Round steel 16mm iron plate
Maximum expansion tension:	43.59-47.08KN
Spreading distance:	375mm
Net weight/Gross weight:	15.28/23kg
Machine dimensions:	770x190x180mm
Outsourcing size:	1250x300x205mm
Enclosure:	Wooden case, instruction book, warranty card, certificate of conformity
Features:	It is portable and can be stably cut and expanded without reassembly, and can be dragged by using the drag chain



SP310B Hydraulic dilator

TECHNICAL DATA

Rated pressure:	700bar
Maximum Tractive force:	41KN
Maximum Towing distance:	573mm
Maximum expansion tension:	51.48-68.25KN
Maximum Spreading distance:	700mm
Net weight/Gross weight:	20.19/29.4kg
Machine dimensions:	800x340x220mm
Outsourcing size:	1175x385x230mm
Enclosure:	Wooden case, instruction book, warranty card, certificate of conformity
Features:	Expansion, tearing and pulling operations can be performed without replacing the expansion head, with unique human body mechanical design



S311B Hydraulic shear

TECHNICAL DATA

Rated pressure:	700bar
Maximum shear force:	642KN
Cutting range:	Φ33mmQ235 Round steel
Opening distance:	150mm
Net weight/Gross weight:	13.88/22.4kg
Machine dimensions:	770x190x180mm
Outsourcing size:	1150x300x205mm
Enclosure:	Wooden case, instruction book, warranty card, certificate of conformity
Features:	Designed with "streamline" technology, it is suitable for cutting vehicle parts, and its performance is far superior to that of previous products of the same model



BE-WP13-30 Hydraulic power station

TECHNICAL DATA

Engine:	Briggs&Stratton 13.5HP
Overall dimensions:	870x580x600mm
weight:	75kg
Hydraulic flow:	20-30lpm
Maximum oil pressure:	155bar
Hydraulic oil tank volume:	13L
Fuel tank volume:	6.5L
Electric starting:	Optional
Sound pressure level:	88DB
Enclosure:	Protective frame, moving wheel, working time gauge, hydraulic oil level gauge
Features:	It is a multipurpose hydraulic power station with compact structure, light weight, stainless steel frame and good seismic resistance



BE-WP18-40 Hydraulic power station

TECHNICAL DATA

Engine:	Briggs&Stratton 18HP
Overall dimensions:	900x580x750mm
weight:	118kg
Hydraulic flow:	30-40lpm
Maximum oil pressure:	155bar
Hydraulic oil tank volume:	16L
Fuel tank volume:	22L
Electric starting:	have
Sound pressure level:	95DB
Enclosure:	Protective frame, moving wheel, working time gauge, hydraulic oil level gauge
Features:	It is a multi-purpose hydraulic power station and a large-capacity hydraulic oil radiator with fan cooling



BE-BW18S Hydraulic crushing pick

TECHNICAL DATA

Working pressure:	90-140bar
Overall dimensions:	650x450mm
weight:	18kg
Hydraulic oil flow:	26-34lpm
Impact frequency:	1500-2000bpm
Pick drill:	1*4-1/4in.Hex
Handle shape:	V-shaped damping handle
Enclosure:	Drill bit
Features:	Strong crushing force, stable operation, small wear, long service life and simple daily maintenance



BE-WS-13 Hydraulic disc saw

TECHNICAL DATA	
Working pressure:	105-139bar
Maximum pressure:	160bar
Hydraulic oil flow:	23-34lpm
Cutting depth:	130mm
Saw blade size:	355mm
Maximum speed:	4500rpm
Connection mode:	3/8in Flat head quick connector
weight:	10kg
Overall dimensions:	530x255x400mm
Enclosure:	Saw blade
Features:	The equipment is light, easy to operate, powerful and durable, and can work efficiently and comfortably for a long time



BE-WPS-15 Hydraulic diamond chain saw

TECHNICAL DATA	
Working pressure:	105-172bar
Hydraulic oil flow:	26-34lpm
Cutting depth:	380mm
Chain plate size:	380mm
weight:	11.8kg
Overall dimensions:	940x240x265mm
Enclosure:	Guide plate and chain
Features:	Light weight, good balance, wide range of applicable flow, direct drive by hydraulic motor, anti-lock function of saw blade



BE-WPP-80 Hydraulic slurry pump

TECHNICAL DATA	
Working pressure:	105-139bar
Maximum pressure:	172bar
Hydraulic oil flow:	30-40lpm
Discharge/outfall:	200/100mm
Maximum lift:	16m
Connection mode:	3/8in Flat head quick connector
Weight:	30kg
Overall dimensions:	470x340x480mm
Features:	The pump adopts steel pump body, cast iron impeller and special eddy current design



BE-SL-700D Korean manual breaking tool set



TECHNICAL DATA	LENGTH	WEIGHT
PRT tool sliding lever handle:	680mm	4.4kg
Breaking axe and nail pulling crowbar:	470mm	3.1kg
Lock breaking nail hammer:	310mm	1.7kg
Metal cutting tools:	310mm	1.4kg
1 inch wide chisel:	455mm	1.4kg
3 inch wide chisel:	465mm	1.6kg
Pointed chisel:	475mm	1.4kg
Carrying case:	940x400x150mm	8.0kg
Outsourcing size:	1030x475x210mm	
Net weight/Gross weight:		18.2/29.8kg

BE-PRT-8 American manual breaking tool set

TECHNICAL DATA	LENGTH	WEIGHT
PRT BAR:	750mm	5.9kg
Pry an axe:	467mm	3.6kg
Lock breaking nail hammer:	267mm	1.3kg
Metal cutting tools:	320mm	2.3kg
1 inch wide chisel:	406mm	1.8kg
3 inch wide chisel:	462mm	1.8kg
Pointed chisel:	406mm	1.8kg
Nail puller:	406mm	1.8kg
Outsourcing size:	960x420x150mm	
Total weight:		26kg



GYJK-33~36/25(10) Manual scissors (type A)

TECHNICAL DATA

Rated pressure:	63±5MPa
Tractive force:	300KN
Towing distance:	228mm
Maximum shear force:	270KN
Cutting range:	Φ25mm Round steel 10mm Steel plate
Expansion tension:	33-36KN
Spreading distance:	275mm
Weight:	9.43kg
Overall dimensions:	780x230x190mm
Enclosure:	
Features:	It can be used in shallow water for a short time, the cutter head can rotate 360°, and the expansion distance ≥ 275mm



BE-GYJKB-63 Manual scissors (type B)

TECHNICAL DATA

Rated pressure:	63MPa
Tractive force:	270KN
Towing distance:	228mm
Maximum shear force:	270KN
Cutting range:	Φ25mm Round steel 12mm Steel plate
Maximum expansion tension:	335KN
Spreading distance:	≥1704mm
weight:	≤9.53kg
Overall dimensions:	1225x300x210mm
Enclosure:	Hydraulic oil and oil pipe
Features:	Shear expansion dual function, more flexible, can be used for fire rescue, car demolition, waste demolition




BE-KJI-20CB Manual scissors (type C)

TECHNICAL DATA

Maximum cutting force:	18T
Middle cutting force:	7T
Spreading force:	5.5T
Expand Width:	160mm
Starting pressure:	63MPa
Maximum shear diameter:	20mm(Q235)
weight:	11.9kg
Overall dimensions:	740x230x175mm
Enclosure:	Hydraulic oil and oil pipe
Features:	Shear expansion dual function, more flexible, can be used for fire rescue, car demolition, waste demolition



CDE2530XP Two-wheel reverse cutting saw



TECHNICAL DATA

power:	3.9KW
Piston stroke:	36mm
Cylinder displacement:	70.7CC
Standard idle speed:	2600rpm
Saw blade:	315mm
Maximum speed:	13500rpm
Net weight/Gross weight:	≤11/30kg
Enclosure:	Saw blade
Cutting depth:	≥115mm

K770 Hoswarner toothless saw



TECHNICAL DATA

Power:	3.7KW
Cylinder displacement:	74CC
Saw blade:	300mm
Maximum cutting depth:	100mm
Handle (before vibration):	3.2m/s
Handle (after shaking):	4.6m/s
Noise level:	97dB(A)
Net weight/Gross weight:	10.2/12.1kg
Machine dimensions:	630x200x400mm
Outsourcing size:	700x255x420mm
Features:	It can cut a variety of materials. For details, please call


K970 Hoswarner toothless saw



TECHNICAL DATA

Power:	4.8KW
Cylinder displacement:	94CC
Saw blade:	350mm
Maximum cutting depth:	260mm
Handle (before vibration):	3.5m/s
Handle (after shaking):	3.7m/s
Noise level:	104dB(A)
Net weight/Gross weight:	11.9/14.1kg
Machine dimensions:	760x230x460mm
Outsourcing size:	780x250x480mm
Features:	It can cut a variety of materials. For details, please call

K1270 Hoswarner toothless saw



TECHNICAL DATA

Power:	5.8KW
Cylinder displacement:	119CC
Blade size:	350/400mm
Cutting depth:	125/145mm
Net weight/Gross weight:	13.4/15.8kg
Machine dimensions:	750x245x250mm
Outsourcing size:	800x270x460mm
Features:	It can cut a variety of materials. For details, please call

K450 Huswarner power chain saw

TECHNICAL DATA

Power:	2.4KW
Cylinder displacement:	50.2CC
Speed:	2700rpm
Cylinder diameter:	44mm
Piston stroke:	33mm
Chain lubricating oil pump flow:	9-9ml/min
Fuel tank volume:	0.45L
Chain pitch:	0.325"
Recommended guide plate length:	33-50cm
Chain speed at maximum power:	17.34m/s
Enclosure:	Guide plate and chain
Features:	It can cut a variety of materials. For details, please call



K970Ring Huswarner ring saw

TECHNICAL DATA

Power:	4.8KW
Cylinder displacement:	94CC
Blade diameter:	350mm
Maximum cutting depth:	260mm
Handle (before vibration):	3.9m/s
Handle (after shaking):	8.3m/s
Noise level:	104dB(A)
weight:	13.5kg
Enclosure:	Guide plate and chain
Features:	It can cut a variety of materials. For details, please call



K970Chain Hoswarner concrete chain saw

TECHNICAL DATA

Power:	4.8KW
Cylinder displacement:	94CC
Chain plate length	18inch
Maximum cutting depth:	390mm
Guide plate (chain):	350mm
Idling speed:	2700rpm
Noise level:	103dB
weight:	9.4kg
Enclosure:	Hoswarner concrete chain saw
Features:	It can cut a variety of materials. For details, please call



BE-CSG-J01 Glass breaker

TECHNICAL DATA		Electric cutter
Battery capacity:		1500mAh
Motor power:		35W
Voltage:		220/240V
Cutting speed:		150cm/min 4mm Automobile glass
Net weight/Gross weight:		1.2/8.5kg
Size:		570x460x230mm
TECHNICAL DATA		Glass chisel
Chiseling thickness:		0-12mm
Length:		240mm
Weight:		0.7g
Chiseling force:		800N
TECHNICAL DATA		Glass suction cup
Adsorption diameter:		120mm
Adsorbability:		50kg
Weight:		550g
TECHNICAL DATA		Elastic window breaker
Diameter:		22mm
Length:		109mm
Weight:		67g



BE-JLHH-6000 Portable lock breaker



Includes:

01	Sealed instrument box x1 set	13	Drill rotary cone x1 box
02	Rechargeable electric drill (with battery) x1 set	14	Oval positioning sleeve x1
03	Lock body breaker x1 set	15	Lock core pull plate x1 set
04	1 # screw x1 package 2 # screw x1 package	16	Base plate x1
05	Miniature hand x1	17	Screw holder x1 pcs
06	Metal keys x1	18	Lock cylinder extractor x1 set
07	Pointed-nose pliers x1	19	Lubricating oil x1 bottle
08	Hammer x1	20	It can be equipped with x1 rechargeable batteries
09	Screwdriver 1 x 1 Screwdriver 2 x 1	21	Circular positioning sleeve x1
10	Two-way ratchet wrench x1	22	Charger x1
11	Opener x1	23	Double-sided adhesive x1 roll
12	Tweezers x1		

BE-EHK-5D Backpack electric demolition



Electric pump



Micro dilator



Micro shear



Crowbar



Opener

TECHNICAL DATA	electrical hydraulic pump
Rated working pressure:	72MPa
Rated flow:	0.27L/min
Low pressure flow:	1.2L/min(At 5MPa)
Hydraulic oil capacity:	1.1L
Length of hydraulic hose at output end:	2.1m
Quick interface type:	Single pipe interface
Battery specifications:	64V 6.0Ah
Quality:	8.42kg
TECHNICAL DATA	Opener
Maximum opening distance:	230mm
Maximum opening force:	63.91KN
Collapse Length:	220mm
Separation distance:	275mm
Separation force:	65.18KN
Jacking distance:	350mm
Jacking force:	69.22KN
Quality:	3.85kg

TECHNICAL DATA	Micro shear
Opening distance:	32mm
Shearing capacity:	One cut Φ 20Q235A round steel
Quick interface type:	Single pipe interface
Quality:	3.74kg
TECHNICAL DATA	Crowbar
Overall dimensions:	400x100x25mm
Quality:	0.72kg
TECHNICAL DATA	Waist axe
Overall dimensions:	300x140x20mm
Flat head cutting force:	Φ6.5 Hot-rolled ribbed bar
Maximum opening distance of cutting head:	5.3mm
Cutting capacity:	Q235A steel plate with thickness of 2.0
Quality:	
TECHNICAL DATA	Dilator
Maximum expansion tension:	50.52KN
Spreading distance:	153.7mm
Quick interface type:	Single pipe interface
Quality:	2.97kg

BE-EHK-5A Backpack electric demolition



Electric pump



Micro dilator



Micro shear



Crowbar



Opener

TECHNICAL DATA		Micro dilator
Expansion tension:		39.7KN
Spreading distance:		150mm
TECHNICAL DATA		Miniature door opener
Maximum opening force:		63.05KN
Maximum opening distance:		104mm
Closing length:		250mm

TECHNICAL DATA		Micro shear
Opening distance:		32mm
Shearing capacity:		18mm round steel (Q235A material)
TECHNICAL DATA		Crowbar
Length:		335mm
TECHNICAL DATA		electrical hydraulic pump
Pump type:		Single-stage pump
Operation form:		Electric button

Rescue lifting air cushion

TECHNICAL DATA	
Specifications:	1-64T, various models and types, optional
Enclosure:	Carton
Features:	It is made of imported natural rubber high-strength fiber material, anti-static, crack resistant, wear-resistant, oil resistant and anti-aging
Application scenario:	
Disaster relief and rescue work after the earthquake	Mobile railway bridge
Mining marble and large stones	Train rerail
Open the elevator door	Dismantle the wheel disc and gear when repairing heavy machinery
Support or move pipeline during pipeline maintenance and welding	Inclined truck assisted unloading
Mobile large machinery and equipment	Large laboratory leveling



RXR-M80D-DH01 Fire fighting robot

TECHNICAL DATA

speed:	1.6m/s
Obstacle clearance height:	250mm
Endurance:	5h
Working hours:	24h
Communication distance:	1.3km
Water cannon pressure:	0.6-1.6MPa
Maximum flow:	80L/s adjustable
Range:	85m
Machine dimensions:	1850x1060x1060mm
Outsourcing size:	1960x1180x1300mm
Features:	With water cannon self-swing function, one-button self-swing can improve fire extinguishing efficiency, reduce operation difficulty and avoid obstacles automatically



BE-FDM-5 Anti-theft door breaking tool set (type A)

TECHNICAL DATA

To configure:	Door opener GS01002, micro separator x1, shear x1
	Four-in-one multi-purpose crowbar GS01001, manual pump Gs01004
Features:	Wide application range, high cost performance, high safety performance, precision machining, small size



GEM II Ring cutter

TECHNICAL DATA

Enclosure:	GEM electric cutter x1, load battery box x1, finger protector x1
	Diamond cutting blade x1, auxiliary screwdriver x1, carbide cutting blade x4
	Needle-nose expansion pliers x4, exercise disc x1, coolant x1, small suitcase x1
Features:	Can cut 6mm, easily cut any material, portable, safe operation, efficient cutting



BH23 Internal combustion rock drill

TECHNICAL DATA

Tool holder diameter:	27mm
Tool holder length:	80mm
Net weight:	23kg
Gross weight:	28.5kg
Dimensions (without cutting wheel frame):	790x450x333mm
Outsourcing size:	840x475x370mm
Enclosure:	Pick and chisel
Features:	It has wide applicability, convenient operation, convenient conversion and more time-saving



PTQ6.0-Y110S80B Norwegian small thrower

TECHNICAL DATA

Throwing distance (water/land):	150/200m
Specification of throwing rope:	φ 3mmx230m
working pressure:	8.5MPa
Rope throwing tension:	≥2000N
Air flight time:	3-5s
Launch muzzle velocity:	60m/s
Gun body weight/ejection weight:	7.5/1.8kg
Backpack size:	600x350x300mm
Enclosure:	Firing gun x1, extended barrel x1, inflatable bottle x1, rope bag (150m land, 100m water)
Features:	Long-distance water rescue can be realized, and it is convenient for rescue personnel to quickly put into rescue work



BE-Y250 Long-range thrower

TECHNICAL DATA

Throwing distance (water/land):	150/200m
Specification of throwing rope:	φ 3mmx230m
Working pressure:	8.5MPa
Rope throwing tension:	≥2000N
Air flight time:	3-5s
Launch muzzle velocity:	60m/s
Gun body weight/ejection weight:	7.5/1.8kg
Backpack size:	600x350x300mm
Enclosure:	Firing gun x1, extended barrel x1, inflatable bottle x1, rope bag (150m land, 100m water)
Features:	High-pressure air is used as the launching power, and no open flame can be shot from or into the flammable area



BE-Y80 Lifesaving thrower

TECHNICAL DATA

Transmitting distance:	80m
Cylinder capacity:	0.77L
Working pressure of head throwing gun:	800psi
Cylinder pressure:	3000psi
Number of launches:	≥15
Inflation time:	< 30s
Size of throwing head grab:	1115x92x206mm
Gun body weight/projectile weight:	4.72/0.6kg
Backpack size:	60x35x30cm
Enclosure:	Firing gun x1, extended barrel x1, inflatable bottle x1, rope bag (150m land, 100m water)
Features:	It is suitable for rescue sites in complex waters, especially for disaster sites such as power outage or vehicle failure



ResQmax Lifesaving thrower

TECHNICAL DATA

(1-PART#805) Land use time	(1-PART#808) Water use time
Rope length (water/land):	100m/152m
Throwing distance (water/land):	Above 87m/104m
Enclosure:	Rope gun launcher, compressed inflatable life jacket, life jacket protective shell
Features:	It is applicable to rescue sites in complex waters, and uses compressed air as the driving force to push the rope forward

